



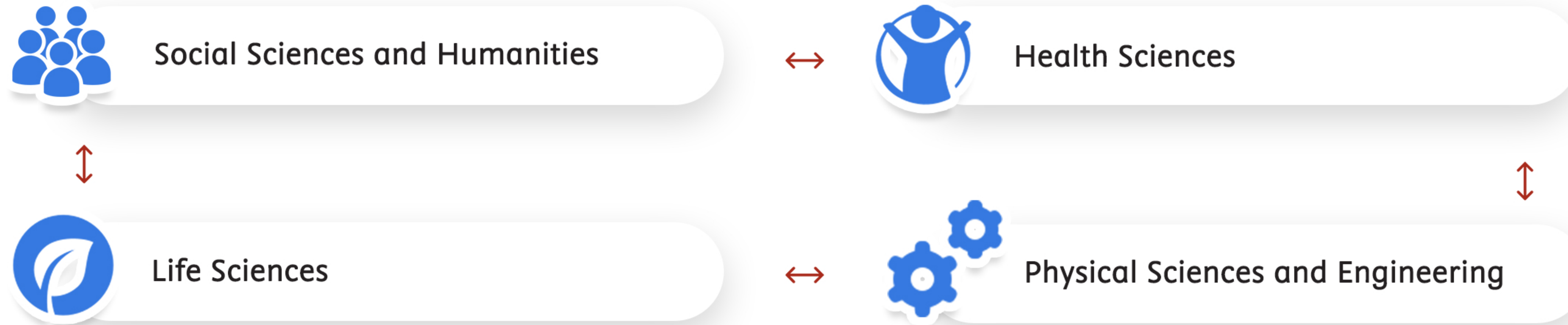
ELSEVIER

ScienceDirect

User's Quick-Start Guide



Enabling efficient research for 21 years and counting, Elsevier's ScienceDirect lets you explore wide-ranging subjects in:



From basic science to current developments to novel research, researchers worldwide are downloading two million PDFs of relevant content each day from ScienceDirect.

A ScienceDirect subscription gives you access to 16 million full-text articles from 3,800+ journals and more than 38,000 book titles. With more than 250,000 open access publications at your fingertips, the next big step towards discovery is up to you!

Let's get you started...



Create a user account

With a [ScienceDirect](#) account, you unlock features specifically designed to support your research goals. Give us a few details, and your account lets you:

- Set up alerts for topics, journals and book series
- Receive recommendations personalized to your search history
- Access ScienceDirect remotely outside your institution's IP range

ScienceDirect

Create an account [Sign in](#)

First name Family name

Email

Password

By creating an account you agree with [Elsevier website terms and conditions](#) and [Privacy Policy](#).

Create >

This account can be used with:

[ScienceDirect](#) [Scopus](#) [Mendeley](#) [Engineering Village](#) [SciVal](#) [Reaxys](#) [Embase](#)

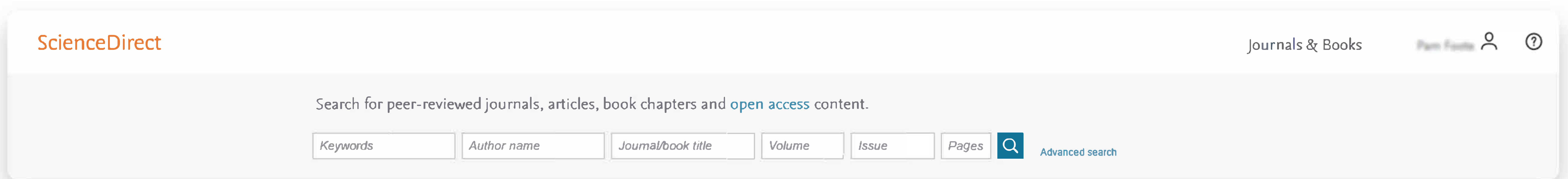
SCIENCE DIRECT ACCOUNT CREATION PAGE

Search

Now that you're on ScienceDirect, it's time to look around.

The [ScienceDirect](#) search functionality offers a multitude of search fields, filters and alerts to focus your search and improve your work-flow. First, choose the search technique you prefer.

If you want a broad search that you can filter afterwards, head to the [search bar](#) for a quick search:



The screenshot shows the ScienceDirect search interface. At the top left is the ScienceDirect logo. On the top right, there are links for "Journals & Books", "Plan Profile" with a person icon, and a help icon. Below the logo is a search instruction: "Search for peer-reviewed journals, articles, book chapters and [open access](#) content." The search bar contains several input fields: "Keywords", "Author name", "Journal/book title", "Volume", "Issue", and "Pages". To the right of these fields is a search button with a magnifying glass icon and a link for "Advanced search".

Enter keywords, an author name, or the title of a journal or book to get started.



Search

You might want to begin with a narrow search instead, so click on [Advanced Search](#) where you'll see how easy it is to get specific with the new open-design form:

- Search by author affiliation or article type
- Filter for open access/open archive articles
- Check out suggested publications
- Filter for volume/issue number in journal/book searches
- Set search alerts
- Notice access/entitlement icon on each article
- Download search alerts list as a .CSV

Advanced Search

All of the fields are optional.
Find out [more](#) about the new advanced search.

Find articles with these terms

In this journal or book title Year(s)

Author(s) Author affiliation

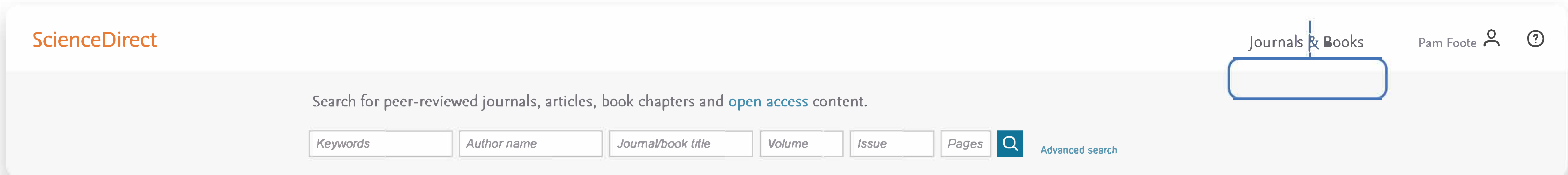
Title, abstract or keywords

∨ Show more fields

Article types

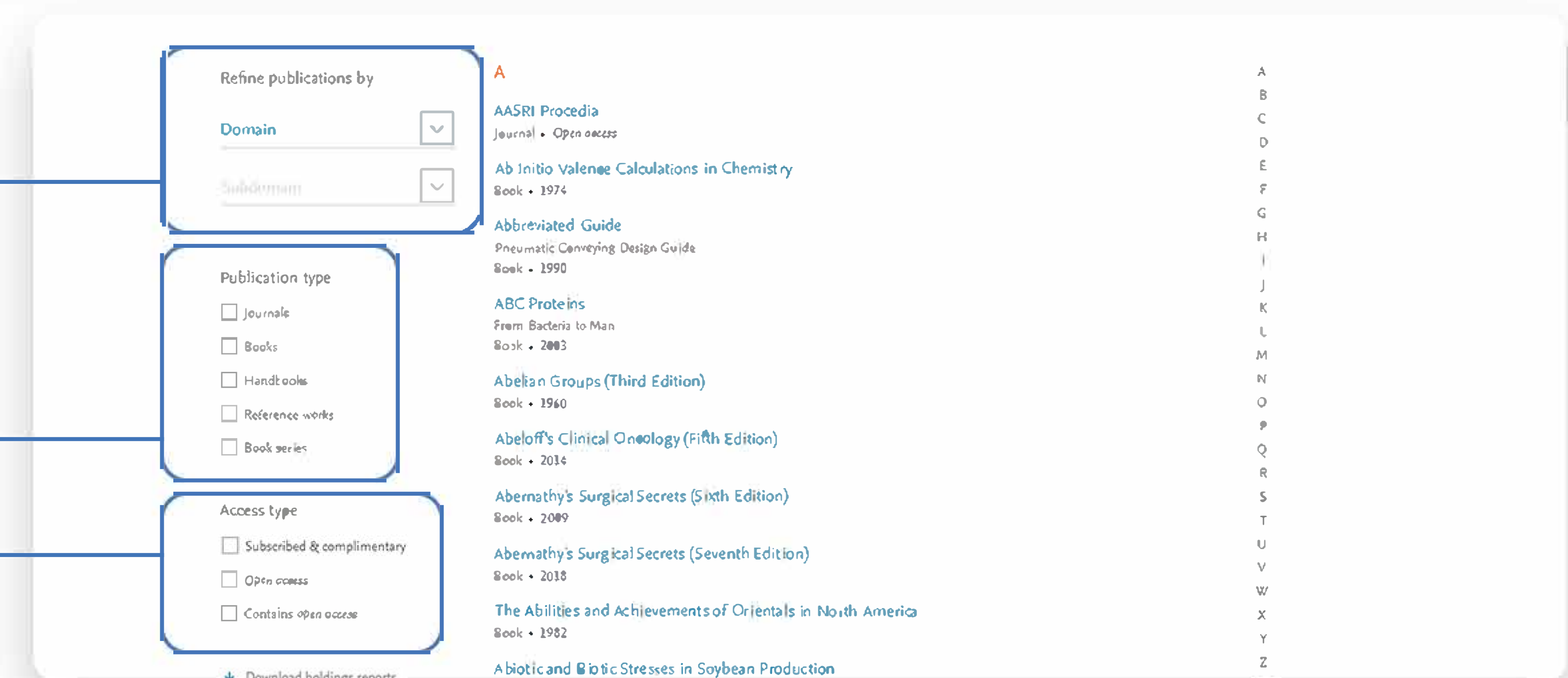
<input type="checkbox"/> Review articles	<input type="checkbox"/> Correspondence	<input type="checkbox"/> Patent reports
<input type="checkbox"/> Research articles	<input type="checkbox"/> Data articles	<input type="checkbox"/> Practice guidelines
<input type="checkbox"/> Encyclopedia	<input type="checkbox"/> Discussion	<input type="checkbox"/> Product reviews
<input type="checkbox"/> Book chapters	<input type="checkbox"/> Editorials	<input type="checkbox"/> Replication studies
<input type="checkbox"/> Conference abstracts	<input type="checkbox"/> Errata	<input type="checkbox"/> Short communications
<input type="checkbox"/> Book reviews	<input type="checkbox"/> Examinations	<input type="checkbox"/> Software publications
<input type="checkbox"/> Case reports	<input type="checkbox"/> Mini reviews	<input type="checkbox"/> Video articles
<input type="checkbox"/> Conference info	<input type="checkbox"/> News	<input type="checkbox"/> Other

If you want to begin your ScienceDirect experience by browsing journals and/or books instead of searching, just click on [Journals and Books](#) on the home page.



This modernized browse page has enhanced search capabilities and simpler URL composition.

- Refine publications by domain and sub-domain
- Select the type of publications
- Choose the type of access

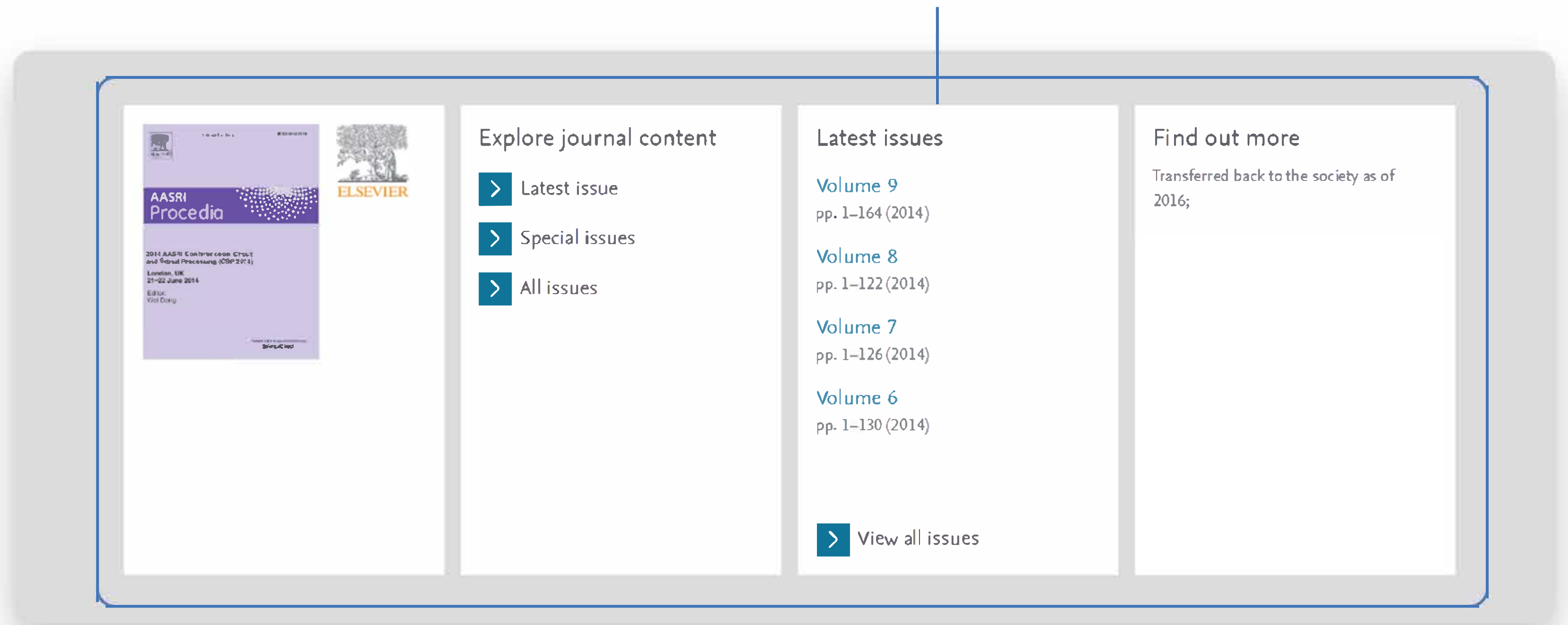


Journal homepages easier to evaluate

When your research takes you to the homepage of a journal quickly determines its relevance to your needs. You spend less time trying to find the right information – they load within one second – and more time using what you find in your workflow.

With the “card concept,” a series of rectangular panels containing specific information types, you can find journal information and related links more easily than ever.

- Improved navigation allows you to discover relevant content faster
- Access indicators help identify available content, including open access

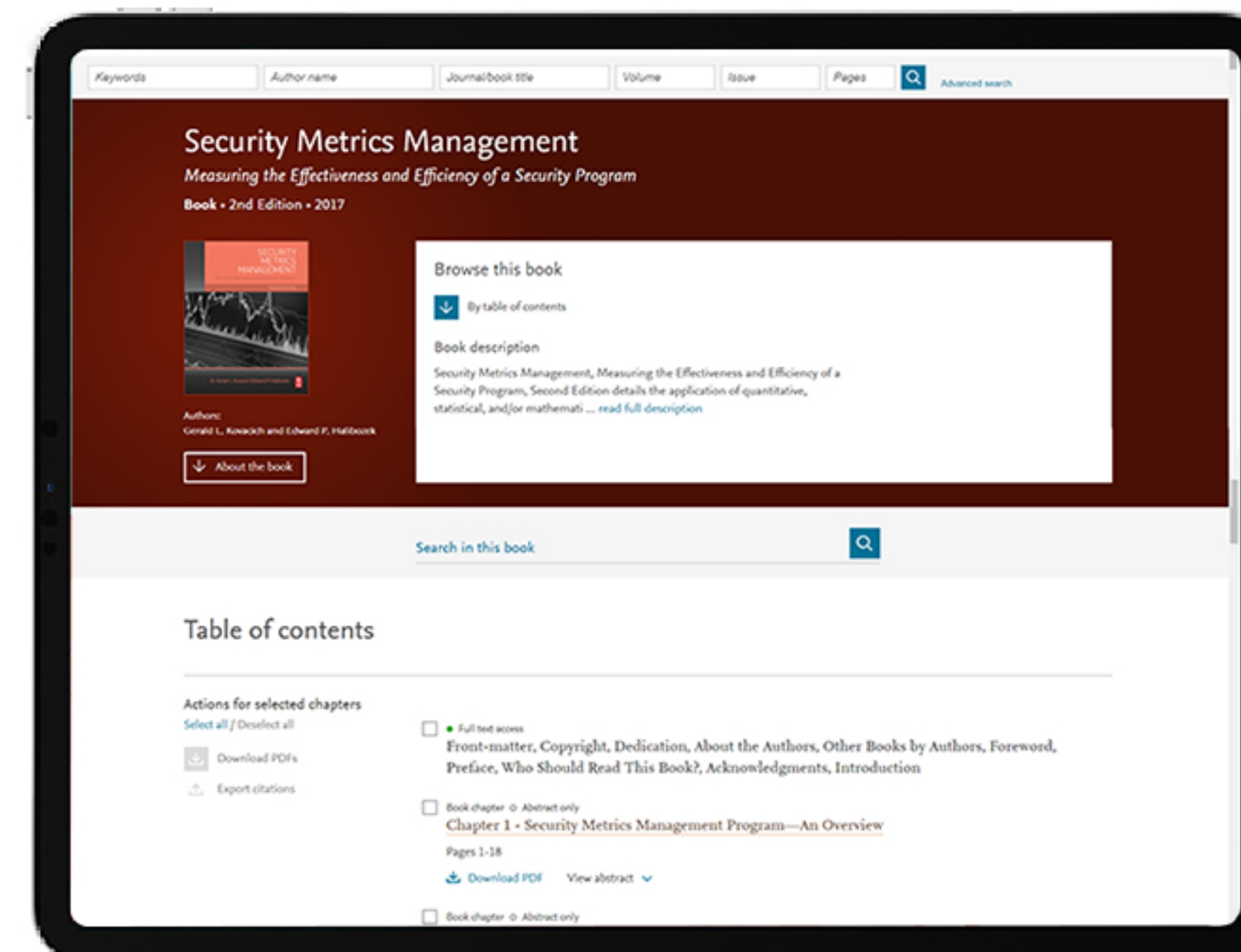
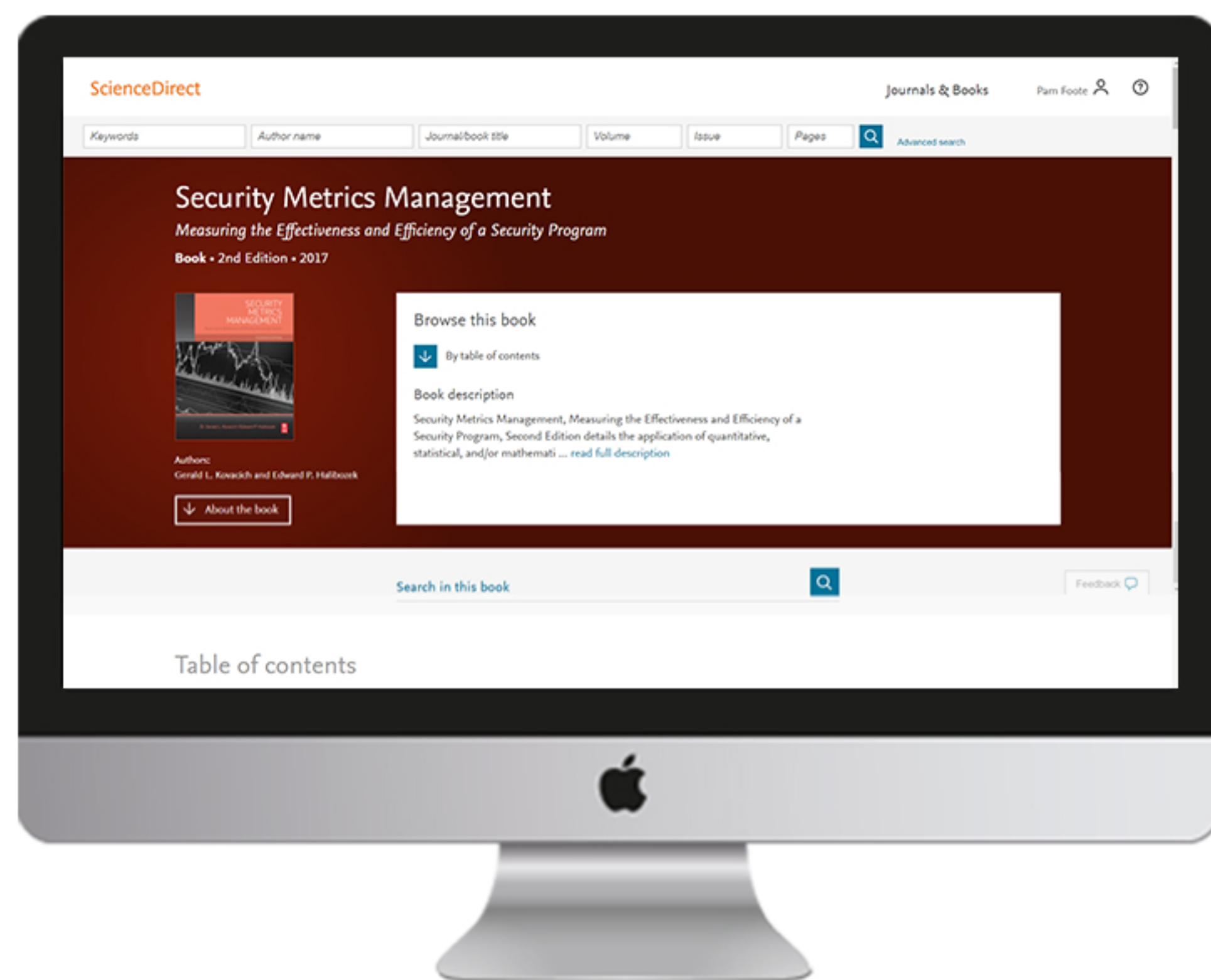


Book homepages offer clearer identity

When you access books on ScienceDirect, you'll see right away that you're consulting a trusted, high-quality source. The book homepages include:

- Detailed book information
- Intuitive ways to navigate and interact with the content
- One-second load times

Plus, go ahead and browse books on multiple devices wherever you are.

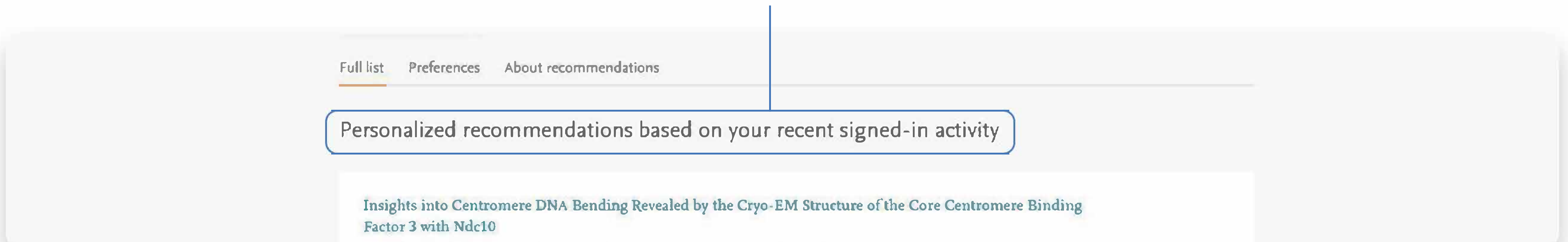


Stay signed in to get personalized recommendations

You can prevent information overload by staying signed in while you browse and search in ScienceDirect. Personalized recommendations will make your research more effective. The more you interact with ScienceDirect while signed in, the more precise and relevant the recommendations become.

Let us help you direct the right content to you when and where you need it during your research process. We'll use machine learning and your online activity to suggest content tailored specifically to your needs.

On the home page, click on your name and then **"My recommendations"** to see what our adaptive algorithm has found for you.

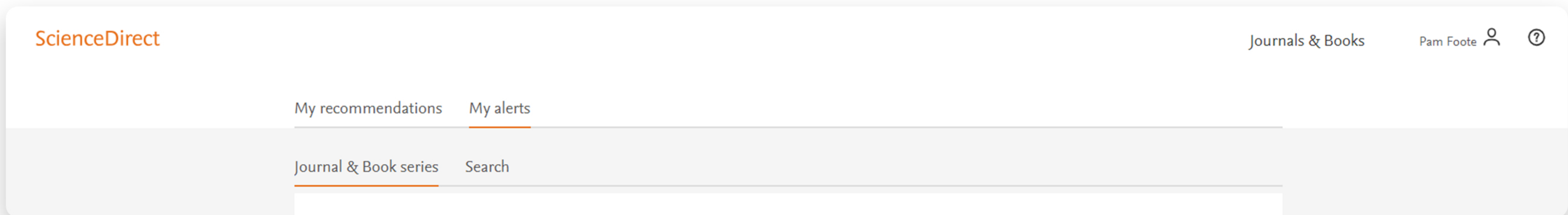


My recommendations offers you a complete list of recommended research content each week, and also gives you the option to receive recommendations via email.

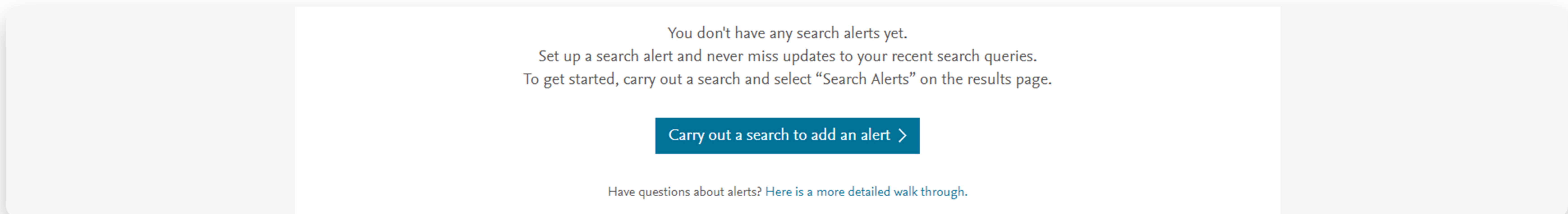
Schedule alerts about new relevant research

Unlike Recommendations, Alerts let you know about only new research that meets your criteria.

Once you've either searched in ScienceDirect or browsed publications, you can choose to sign up for alerts. Go to My alerts, then click on either Journal & Book series, Search or both. You can select a publication or carry out a search to set the alerts you want.



The screenshot shows the ScienceDirect website header. On the left is the ScienceDirect logo. On the right, it says "Journals & Books" and "Pam Foote" with a user icon and a help icon. Below the header is a navigation bar with four options: "My recommendations", "My alerts" (which is underlined), "Journal & Book series", and "Search".



The screenshot shows a message box with the following text: "You don't have any search alerts yet. Set up a search alert and never miss updates to your recent search queries. To get started, carry out a search and select 'Search Alerts' on the results page." Below the text is a blue button that says "Carry out a search to add an alert >". At the bottom of the message box, there is a link: "Have questions about alerts? Here is a more detailed walk through."

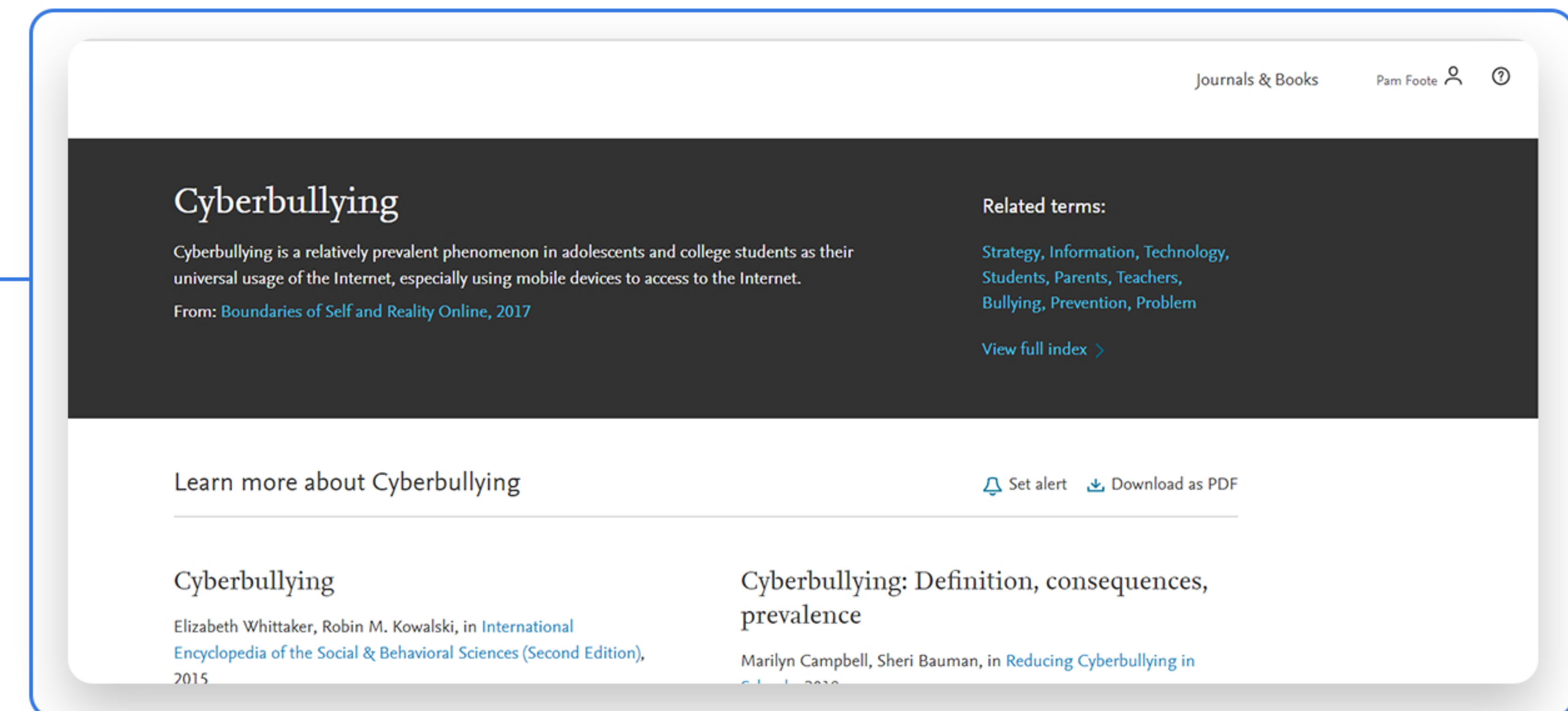
ScienceDirect topics expand your knowledge with foundational content

ScienceDirect Topics has become a popular feature for researchers and students looking to broaden their understanding of scholarly and technical terms. Topics are especially useful for onboarding in interdisciplinary research or just to learn or better understand a new concept.

Topics reveal succinct, selected contextual information from reference books, valuable content when and where you needed it in your natural research workflow. You can access Topics via ScienceDirect and also through search engines such as Google.

When working in ScienceDirect, simply hover over a highlighted word in the [article](#) you're reading. Via hyperlink, you can immediately go to a page with authoritative and foundational content for that term.

children and teenagers. A positive impact was noticed with regard to communication abilities, [information research](#), [technical skills](#) development, and effective use of [new technology](#). Results also showed negative effects of risk, depression, [cyberbullying](#), and [sexual harassment](#). Ito et al., 2009 reported that social media may influence aspects such as romance, friendship, social status, and sharing music, movies, [video games](#), and other aspects of adolescent culture. Boyd (2007) suggested that social media enhances children's



The screenshot shows the ScienceDirect Topics page for 'Cyberbullying'. The page includes a title, a brief definition, and a list of related terms. Below the main content, there are links to 'Learn more about Cyberbullying', 'Set alert', and 'Download as PDF'. At the bottom, there are two entries: 'Cyberbullying' by Elizabeth Whittaker and Robin M. Kowalski, and 'Cyberbullying: Definition, consequences, prevalence' by Marilyn Campbell and Sheri Bauman.

Journals & Books Pam Foote

Cyberbullying

Cyberbullying is a relatively prevalent phenomenon in adolescents and college students as their universal usage of the Internet, especially using mobile devices to access to the Internet.
From: *Boundaries of Self and Reality Online*, 2017

Related terms:
Strategy, Information, Technology, Students, Parents, Teachers, Bullying, Prevention, Problem
[View full index >](#)

[Learn more about Cyberbullying](#) [Set alert](#) [Download as PDF](#)

Cyberbullying
Elizabeth Whittaker, Robin M. Kowalski, in *International Encyclopedia of the Social & Behavioral Sciences (Second Edition)*, 2015

Cyberbullying: Definition, consequences, prevalence
Marilyn Campbell, Sheri Bauman, in *Reducing Cyberbullying in Schools*, 2010

ScienceDirect topics expand your knowledge with foundational content

You'll see:

- A short definition
- Related terms
- Excerpts from relevant book content

The screenshot shows a ScienceDirect topic page for 'Cyberbullying'. The page layout includes a dark header with the title 'Cyberbullying' and a short definition: 'Cyberbullying is a relatively prevalent phenomenon in adolescents and college students as their universal usage of the Internet, especially using mobile devices to access to the Internet. From: Boundaries of Self and Reality Online, 2017'. To the right, a 'Related terms' box lists 'Strategy, Information, Technology, Students, Parents, Teachers, Bullying, Prevention, Problem' and a 'View full index' link. Below the header, there is a section 'Learn more about Cyberbullying' with 'Set alert' and 'Download as PDF' options. The main content area features a list of related articles, with one highlighted: 'Cyberbullying' by Elizabeth Whittaker and Robin M. Kowalski, from the 'International Encyclopedia of the Social & Behavioral Sciences (Second Edition), 2015'. Other articles include 'Cyberbullying: Definition, consequences, prevalence' by Marilyn Campbell and Sheri Bauman (2018) and 'Variations by Age, Gender, Race/Ethnicity, and...'.

You have the option to dig deeper by clicking to read an entire chapter.

If you're using Google or another search engine to get more information about a term, just enter the term followed by 'ScienceDirect' and it comes up. With enhanced taxonomy across all 20 Topic domains, Topic pages are available for many disciplines including:

- Neuroscience
- Biomedical Sciences
- Life Sciences
- Chemistry
- Chemical Engineering
- Computer Science
- Engineering
- Mathematics
- Physics and Astronomy
- Economics, Econometrics and Finance
- Food Science
- Materials Science and Materials Engineering
- Earth and Environmental Sciences
- Psychology
- Social Sciences



ScienceDirect topics expand your knowledge with foundational content

You can access ScienceDirect anytime and anywhere. On your laptop or tablet, at home or on the road, on campus or off, you can keep your research going by registering for remote access to ScienceDirect:

- Click on “Remote access” in the footer (bottom) of any ScienceDirect page
- Follow the instructions to enter your institutional email address (e.g., john.smith@nyu.edu)
- Select your organization from the drop-down menu and enter a password
- We’ll send you an email where you’ll click on the “Activate my remote access now” link
- You’re ready to use ScienceDirect remotely

ELSEVIER [About ScienceDirect](#) [Remote access](#) [Shopping cart](#) [Contact and support](#) [Terms and conditions](#) [Privacy policy](#)

We use cookies to help provide and enhance our service and tailor content and ads. By continuing you agree to the [use of cookies](#).
Copyright © 2019 Elsevier B.V. or its licensors or contributors. ScienceDirect ® is a registered trademark of Elsevier B.V.

Apply for remote access

(*required fields)

E-mail Address: pfoote@knbcomm.com *

[Continue](#)

Please select one organization from the list below and click Continue.

** Elsevier Juniper IP ** (Dayton), Elsevier - Demonstration Account
 Self-Managed Remote Access, Elsevier - Demonstration Account
 PPT_cost code, ECS_Sakatsume_Test
 Dayton IT Test - IDPlus Acct (multi-client) - SelfMantra, Dayton IT Test - IDPlus Acct (multi-client)

[Continue](#)

ScienceDirect

Congratulations you have activated Remote Access, remember to login when outside of your institution.

Remote access activation

A confirmation email has been sent to m.spooenberg@elsevier.com. Click on the link in the email to activate your remote access.

Share articles with your colleagues with just a click

Social Sharing allows you to easily share articles right from ScienceDirect via your Facebook, LinkedIn, Twitter, Reddit, or email account.

Just click on the appropriate icon and post what you wish to share. This will allow you to receive feedback on findings and publications more quickly from your collaborators, peers and students, increasing your efficiency during already busy workdays.

The screenshot displays a ScienceDirect article page. At the top, there are navigation options: 'Download PDF', 'Share', and 'Export'. A search bar with 'Search ScienceDirect' and an 'Advanced' button is also visible. The article title is 'School performance, networking effects, and learning of school children: Evidence from reciprocal relationships in Abu Dhabi'. The authors listed are Masood Badri, Ali Al Nuair, and Asma Al Rashedi. A blue box highlights the 'Share' dropdown menu, which includes icons and labels for Facebook, LinkedIn, Twitter, Google+, Reddit, and Email. On the left side, there is an 'Outline' section with links to Highlights, Abstract, Keywords, and numbered sections from 1 to 7. On the right side, there is a 'Recommended articles' section with three article titles and their respective 'Download PDF' and 'View details' links. At the bottom right, there is a 'Get rights and content' link and a pagination indicator showing '1 2 Next >'. The Elsevier logo is visible in the top left of the article content area.



Quickly export your book chapters from ScienceDirect into Mendeley

Many of you also use [Mendeley](#), our free reference manager and an academic social network, seamlessly embedded in ScienceDirect. Knowing that importing PDFs and references from the web is an important part of many researchers' workflow, you can directly export articles from ScienceDirect into your Mendeley library.

Once you've been authenticated on ScienceDirect, the Mendeley Importer will recognize that you have the right to access full-text PDFs...and download them directly to your Mendeley Library with just one click.



The screenshot shows the ScienceDirect interface for an article. At the top, there are navigation buttons: 'Download PDF', 'Share', and 'Export'. The 'Export' button is highlighted with a red box, and a dropdown menu is open, showing the following options: 'Save to Mendeley', 'Save to Refworks', 'Export citation to RIS', 'Export citation to BibTeX', and 'Export citation to text'. The 'Save to Mendeley' option is highlighted with a blue arrow. The article title is 'Postoperative Mycobacterium abscessus endophthalmitis: Clinical and proposed therapeutic algorithm'. The authors listed are Jia-Horung Hung, Wen-Chien Ko, Chau-Yin Chen, Sheng-Hsiang Lin, Cheng-Lin Wu, and Sheng-Min. The journal is 'Journal of Microbiology and Infection'. On the right side, there are 'Recommended articles' with titles like 'Potassium hydroxide as a microscopic evaluation tool...' and 'Nontuberculous Mycobacterial Diseases in Humans...'. The Elsevier logo is visible in the bottom left corner.

A research experience accessible to all

We've enabled access and optimized the ScienceDirect experience for everyone, including individuals with impairments such as auditory, cognitive, physical, speech and visual.

Our goal is to meet level A and AA guidelines established by the World Wide Web Consortium's Web Content Accessibility Guidelines 2.0 and the U.S. Section 508 Standards of the Federal Rehabilitation Act, as well as similar standards enacted by countries around the globe.

Here are some features that enhance the accessibility of ScienceDirect:

- HTML journal articles and book chapters are compatible with screen readers such as JAWS, NVDA and Apple's VoiceOver
- Pages are well structured using headings, landmarks and lists so users of assistive technology can easily jump around pages
- Math content is available in MathML, which can be spoken by text-to-speech engines or converted to Braille and pasted into math equation editors or Microsoft Office documents
- Pages employ ARIA (Accessibility for Rich Internet Applications) to enhance navigation, orientation and labeling for users of screen readers and other assistive technology
- Images have alternative text descriptions to convey the meaning of an image to screen readers
- PDFs with searchable text are available

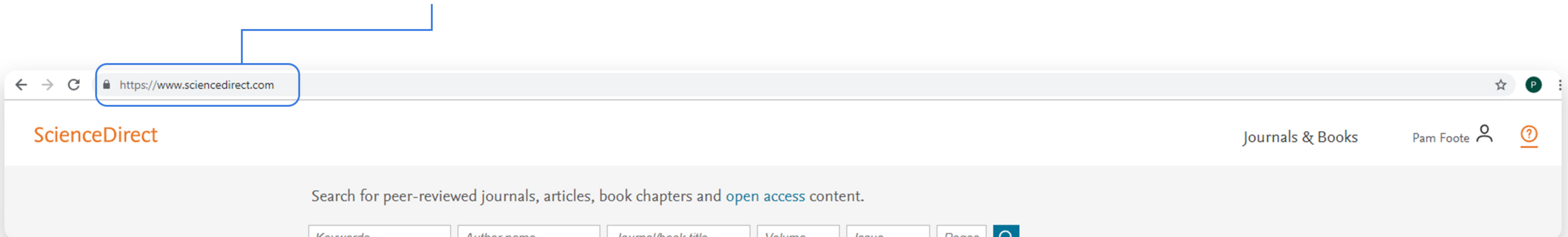


Security is important to you...and us

We're more proactive than ever in preventing security breaches – and taking quick action if any occurs. Monitoring and communication are fundamental in keeping your interaction with ScienceDirect as secure as possible:

- We monitor on a 24/7 basis and block the session IP if we detect abnormal behavior
- We get in touch with you and ask you to investigate the particular IP
- If solved, we unblock the IP

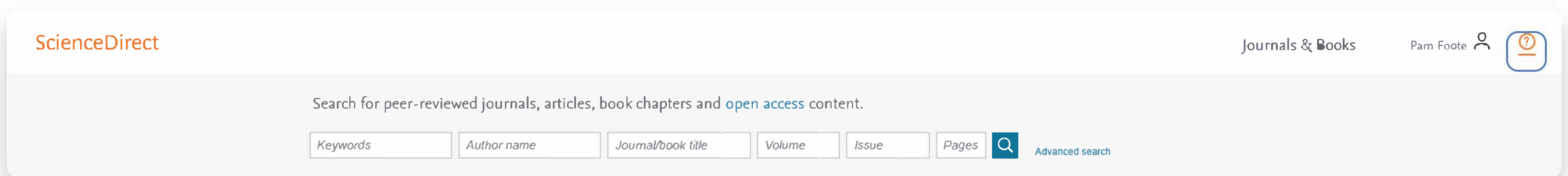
ScienceDirect is also available via HTTPS



Seek help when you need It

Our [ScienceDirect Support Center](#) can answer your frequently asked questions, and also offers video tutorials and other how-to guides.

You can access the ScienceDirect Support Center by clicking on the Help button in the upper right corner of the ScienceDirect pages, or following the above link.



The screenshot shows the top navigation bar of the ScienceDirect website. On the left is the ScienceDirect logo. On the right, there are links for 'Journals & Books', a user profile for 'Pam Foote', and a help icon (a question mark in a circle). Below the navigation bar is a search bar with the text 'Search for peer-reviewed journals, articles, book chapters and open access content.' The search bar contains several input fields: 'Keywords', 'Author name', 'Journal/book title', 'Volume', 'Issue', and 'Pages'. To the right of these fields is a search button (a magnifying glass icon) and a link for 'Advanced search'.

You can stay up to date with product enhancements [here](#).

